



Dr. D. Y. PATIL
EDUCATIONAL FEDERATION
Varale Campus

Dr. D. Y. Patil Educational Federation's

Dr. D. Y. PATIL COLLEGE OF ENGINEERING & INNOVATION

Approved by AICTE, Recognized Govt. of Maharashtra & Affiliated to Savitribai Phule Pune University

Survey No. 27/A/1/2C, Varale Campus, Near Talegaon Railway Station,

Tal. Maval, Dist. Pune 410 507, Ph: 020 48522561, 565,566

Web Site: www.dypcoei.edu.in, Email: principal.dypcoei@dypatilef.com

Dr. D. Y. Patil

Founder Dr. D. Y. Patil Group

Dr. Sushant Patil

President, DYPEF

Dr. Suresh Mali

Principal, DYP COEI

DYP COEI Student Scholarship Process and Policy

Students belonging to reserved categories / weaker sections/minorities are eligible on the basis of merit, subject to Reservation Policy decided by the Government of Maharashtra (GoM) and CET cell admission policy. The scholarship would be available to students belonging to 'non-creamy layer'. As per the latest guidelines on the subject, the income-ceiling for 'non-creamy layer' given by GoM.

The Common Entrance Test (CET) Cell will draw up a merit list of scholars likely to be eligible for scholarship within the state of Maharashtra. The students are admitted to First year and lateral entry to direct second year through admission rounds through CET Centralized Admission Process (CAP). The income of the students' parents will be taken into account before preparing the merit list by CET Cell.

Scholarship will be paid to the College/students directly through Maharashtra Direct Beneficiary Transfer (MAHA-DBT) Portal. The amount of scholarship directly goes to the Beneficiary's account through MAHA-DBT portal and the necessary communication is made by the competent authority.

The role of Scholarship/ Student section of DYP COEI is to help the students while filling their Scholarship forms on MAHA-DBT portal and guide them while completing the documentation needed by the MAHA-DBT portal.

There are various stages of completion of form by the student on MHA-DBT portal:

1. Application on MAHA-DBT portal
2. Verify the document at DYP COEI Students section login and forward to the Principal Login
3. Principal forward the application to DTE Regional Office (DTE-RO) or Social




upon the type of Scholarship.

4. The respective department then scrutinize the applications of the respective students.
5. If the form Scholarship form gets approved by the respective department the voucher gets generated
6. The respective department generates the Bill and disburse the Scholarship to the College.

The process of taking applications of the student and sending it to the Social Welfare Department Office (SWDO), Directorate of Technical Education (DTE) Office and Triable Department Office through MAHA-DBT Portal is as follows:

Input	Student Admission Data through ERP
--------------	------------------------------------

Sr. No.	Activity	Responsibility	Stage Out put
01	After completion of student's admission process and roll call list, finalization of Scholarship / Free ship / EBC etc. eligible students list.	Admin office-Scholarship Section	Eligible Student List
02	Time to time forwarding notices to students regarding readiness of documents required related to getting benefit of Scholarship/Free ship/EBC, etc. various schemes.	Admin office-Scholarship Section	Notice
03	As per government guidelines, time to time forwarding notices to students for submitting applications for various schemes Scholarship/Free ship/EBC, etc. along with required documents.	Admin office-Scholarship Section	Notice
04	After getting students application, scrutinizing applications through Clerk login as well as Principal login on time to time basis and forwarding for further process to Government login for getting first installment benefits.	Admin office-Scholarship Section	Scrutiny - Clerk Login & Principal Login
05	After getting first installment amount, forwarding applications for second installment from Clerk & Principal login for getting second installment benefits.	Admin office-Scholarship Section	Scrutiny - Clerk Login & Principal Login
06	Getting benefit amount from Government, issue beneficiary list to accounts department by email for giving fees effects to individual students.	Admin office-Scholarship Section	Beneficiary student list

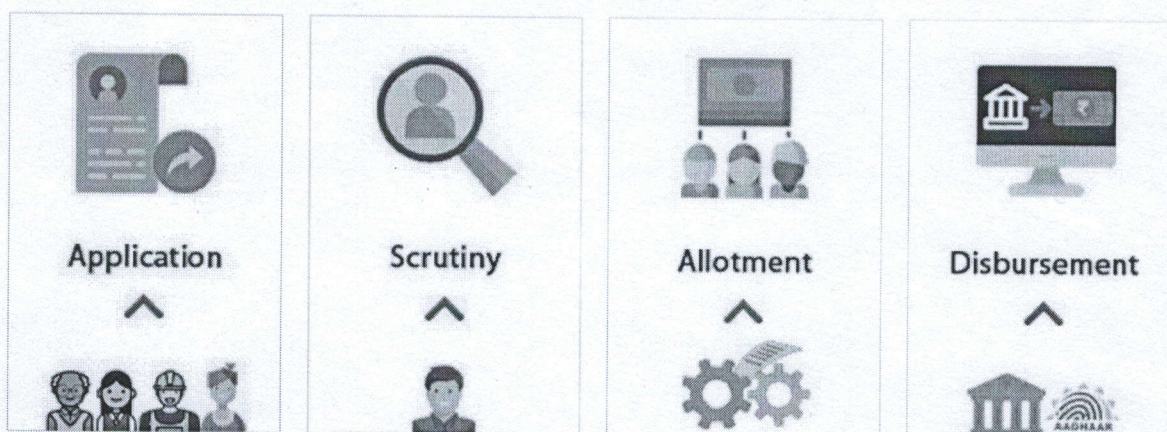


07	Maintaining record related to applications and benefits.	Admin office- Scholarship Section	Beneficiary student list
----	--	---	-----------------------------

Output	After getting benefit amount, issue beneficiary list to accounts department for giving fees effects to individual students and maintaining record.
---------------	--


The account section and Scholarship section of DYPCOEI take consistent follow up to get the Scholarship of all the students for the given financial year.

If the student unable to produce the necessary documents to MAHA-DBT, the Scholarship section takes the follow up and make sure about approval of Scholarship from the respective department through MAHA-DBT Portal which works as:



It is a simple four step process for the student as:

- Step 1** ➔ **Online Application** - The Citizen applies for a benefit via Direct Benefit Transfer(DBT) Portal.
- Step 2** ➔ **Scrutiny**- The applications process for scrutiny.
- Step 3** ➔ **Allotment** - After Scrutiny sent for allotment.
- Step 4** ➔ **Disbursement** - At this stage benefit is received in aadhaar link bank account of respective



As per MAHA-DBT Portal Notice:

Aadhaar seeding to bank account is an important requirement for beneficiaries of various DBT schemes to receive DBT benefits in the account. It is hereby informed that students who are not able to receive their Post Matric Scholarship DBT due to issues in Aadhaar seeding can visit the nearest Post Office to open an **India Post Payments Bank (IPPB)** account with Aadhaar seeding.

Following documents are required to open the account –

- 1 Mobile number
- 2 Aadhaar number
- 3 PAN Card (if available)
- 4 Scholarship application ID in case of DBT not being received due to Aadhaar seeding issues


This facility for opening of accounts in IPPB with Aadhaar seeding is available for receiving DBT benefits for other students and public as well. The account opening is done in real time and in a paperless manner.

The other rules and regulations of KMAHA-DBT are given at:

<https://mahadbtt.maharashtra.gov.in/PDF/DBTGuidelines.pdf>



In-charge
Scholarship Section, DYPCOEI



Principal
DYPCOEI